

LABOR MARKET DIGEST

DATA SPOTLIGHT: Labor Force: Persons with a Disability

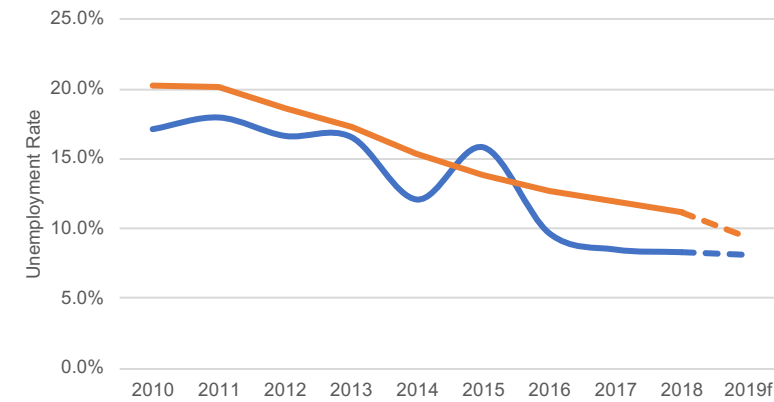
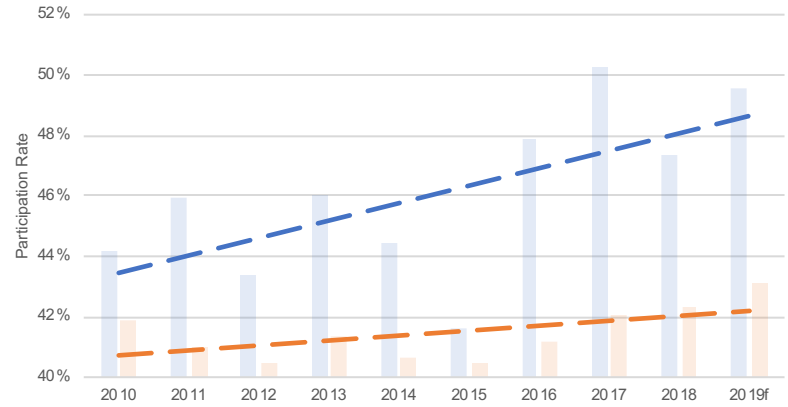


"2020 marks the 30th anniversary of the Americans with Disabilities Act (ADA)," the Bureau of Labor Statistics (BLS) highlights national data in celebration of three decades of this historically significant civil rights law. Since enacted on July 26, 1990, the ADA has worked to increase employment access and opportunity for people with disabilities. Recent labor force trends have reflected grander realization of the ADA's core objectives. Over the past decade a greater share of persons with a disability have entered the labor force and found employment. Moreover, growth trends have shown that persons with a disability, on average, have found more opportunity for employment in the Virginia Beach-Norfolk-Newport News MSA.

LABOR FORCE PARTICIPATION

Labor force participation for people with disabilities exceeds that of the nation by 4.6%, average (right). The region holds a 46.1% participation rate, compared to the 41.5% national participation rate for people with disabilities.

People with disabilities represent more than **66,400** workers in the local economy. From the trough of the last economic crisis in 2010 to the present, this sector of the labor force has grown **66.3%**. This is a significant contribution that aided in economic recovery then, and is a noteworthy sector to watch as we work through the present-day crises.



UNEMPLOYMENT RATE

As unemployment declined in the United States, the gap between the rate for persons with a disability and that for all workers has narrowed. In our region, the gap has been cut nearly in half, by almost 5%.

On average, the region has enjoyed lower unemployment for persons with a disability. A decade ago, unemployment exceeded 20% nationally and 17% in the region (left). In 2019, unemployment is expected to have declined to 8%.

Sources: U.S. Census Bureau (2010 - 2018). *Employment Status by Disability Status and Type American Community Survey 1-year estimates*; f - 2019 forecast.



WHERE ABILITY MEETS OPPORTUNITY

2520 58th Street
Hampton, VA 23661
Phone: (757) 896-6461
Fax: (757) 896-8470

www.versability.org

For nearly 70 years, **Versability Resources** has fulfilled its mission to support people with disabilities in leading productive and fulfilling lives. They have grown to now serve over 1,700 people with disabilities and their families with a variety of programs. Services range from coordinating developmental therapies for children to building successful business partnerships that provide staffing solutions for employers and provide jobs in Hampton Roads and beyond for people with disabilities.

Employment programs include government contracts, supported employment, on-site employment services, and high school transition. Adults with disabilities participating in **Versability Resources** employment programs earn millions in wages and benefits annually and have made a significant contribution to the resiliency of the region's labor force.

EMPLOYER SPOTLIGHT



Labor Market Indicator

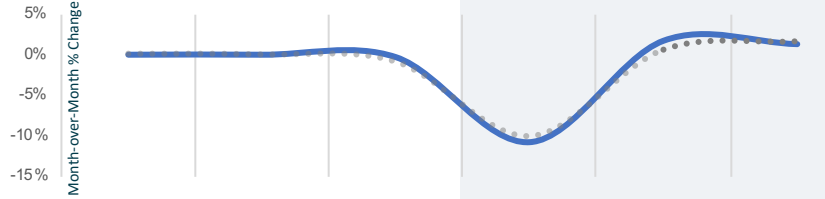
Q2 Average

↑ = Change from Previous Quarter

Total Non-Farm Employment

Number of workers, excluding proprietors, private household employees, unpaid volunteers, farm employees, and the unincorporated self-employed.


723.4K ↓



Civilian Labor Force

Employed persons ages 16 and over in private sector, state and local government jobs and the unemployed that are available to work.

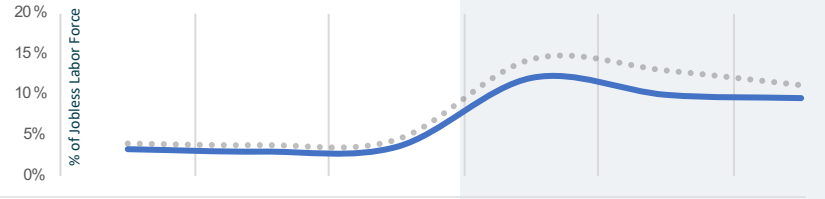
848.3K ↓



Unemployment Rate

Percent of people ages 16 and over actively searching for a job as a percentage of the total labor force.

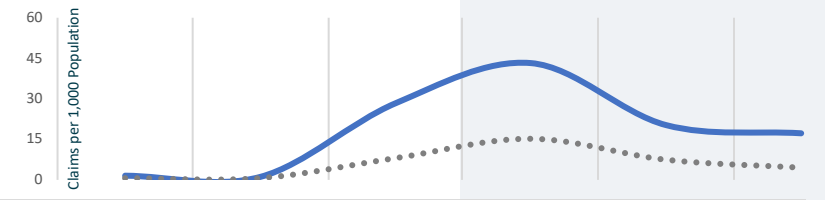
10.6% ↑



Initial Unemployment Claims

Initial claims report the number of new jobless claims filed in local unemployment offices by individuals seeking to receive unemployment benefits. Initial claims increased by 88,275 over Q1 2020.

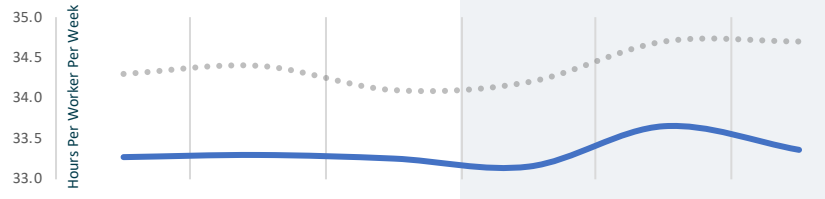
143.3K ↑



Average Weekly Hours

The average number of hours per worker per week. Note this includes only weeks for which pay was received.

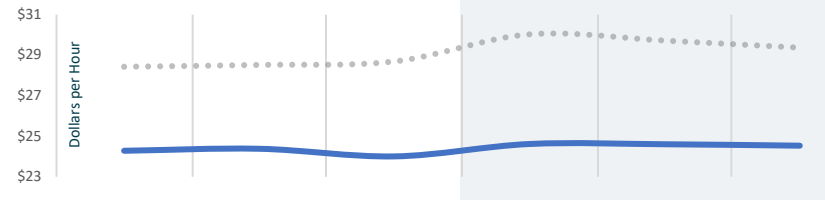
33.4 ↑



Average Hourly Earnings

Average Hourly Earnings per work in dollars (\$) as reported through a survey of employers.

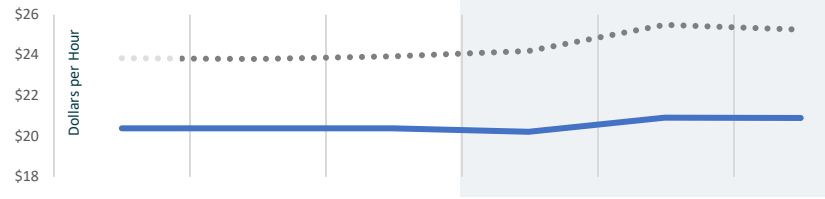
\$24.6 ↑



Nominal Hourly Earnings

Nominal Hourly Earnings are earnings compared to the last economic crisis trough, in Q1 2010. Earnings are adjusted for inflation using the Consumer Price Index, U.S. City Average.

\$20.5 ↑



Hampton Roads Workforce Council / Greater Peninsula Workforce Board Labor Market Digest – Summer 2020. Unless otherwise noted, data is seasonally adjusted and covers the Virginia Beach-Norfolk-Newport News Metropolitan Statistical Area ("MSA") through Q2 2020 (Second Quarter). The Hampton Roads Workforce Council oversees federally funded workforce development programs, which assist businesses in accessing qualified workers and jobseekers in finding suitable job openings and bolstering their earning power through training. The Hampton Roads Workforce Council is responsible for developing workforce policy and administering workforce development initiatives in Virginia's Workforce Investment Area 16, which include the eight localities that comprise the Virginia Career Works - Hampton Roads Region. The Board conducts its operations through the "Hampton Roads Workforce Council" organization. The Greater Peninsula Workforce Board is a group of community leaders appointed by local elected officials and tasked with planning and oversight responsibilities for workforce development programs and services within the seven localities that comprise the Virginia Career Works – Greater Peninsula Region. The Board conducts its operations through the "Greater Peninsula Workforce Board" organization.

Funded by the U.S. Department of Labor, Employment and Training Administration, Workforce Innovation and Opportunity Act. Equal Opportunity Employer/Program (Auxiliary aids and services are available upon request to individuals with disabilities.)